

DOG PARK SURFACES & EQUIPMENT



Available with 5% **Beam Clay® Red, Grey, Black, Beige, or White Binder**, 20% **Beam Clay® Red, Grey, Black, Beige, or White Binder**, or **Stabilizer® Binder**. Available in bulk or 50 lb. bags.

Natural Dog Park Surfacing2

Dog Park Rubber Curbing.....3-4

Dog Park Synthetic Turf 5-11

Dog Park Agility, Training, Facility Equipment 12-19

YOUR “ONE-STOP” SOURCE FOR AMERICA’S BASEBALL, SOFTBALL & SPORTS SURFACES & SUPPLIES!

PRICES SUBJECT TO CHANGE & AVAILABILITY PLUS SHIPPING | VOLUME DISCOUNTS AVAILABLE | COOPERATIVE PURCHASING CONTRACT PRICING FOR 48 STATES

BEAM CLAY®

WHOLESALE PRICE LIST: F.O.B. GREAT MEADOWS, NJ
 EFFECTIVE: JANUARY 1, 2021

Dog Park Surfacing

DOG PARK SURFACING

Available in 3/16" minus Burgundy Red, Grey, Tan or White aggregates blended with either a 20% **Beam Clay® Binder** for smoother surface, or a 5% **Beam Clay® Binder** for a somewhat crunchier surface, or "**Stabilized**" with **Stabilizer®** a natural organic binder at rate of 15 lbs. per ton for an even firmer, yet more resilient surface—each with excellent drainage and resistance to erosion. Excellent natural surfaces for walking paths, jogging trails, driveways, or patios.

Easy to maintain: Recommended maintenance is to scarify and roll each spring. Otherwise, drag mat as needed to maintain smooth surface. Recommended depth is 1" - 3" depending on your base. If poorly draining soil, stabilize base first with 3/4" minus road stone.



3/16" Red, Grey, Black, White or Tan Dog Park Mix with Natural Beam Clay® Binder

One cubic yard weighs approximately 2,700 lbs. in red, approximately 3,240 lbs. in grey, black white or tan, plus add 20% for compaction. Each 1" compacted requires approximately 5 tons per 1,000 square feet for red, 6 tons for grey, black, white or tan.

	BULK/TON	50 LB. BAG Up to 50/pallet
Burgundy Red with 5% Beam Clay® Red Binder	DPM-R5-BULK \$60	DPM-R5-BAG \$6.50
Burgundy Red with 20% Beam Clay® Red Binder	DPM-R20-BULK \$90	DPM-R20-BAG \$7.25
Grey, Black or White with 5% Beam Clay® Grey, Black or White Binder	DPM-(G,B,W)5-BULK \$60	DPM-(G,B,W)5 BAG \$6.75
Grey, Black or White with 20% Beam Clay® Grey, Black or White Binder	DPM-(G,B,W)20-BULK \$90	DPM-(G,B,W)20 BAG \$7.50
Tan with 5% Beam Clay® Tan Binder	DPM-T5 BULK \$80	DPM-T5 BAG \$8
Tan with 20% Beam Clay® Tan Binder	DPM-T20 BULK \$110	DPM-T20 BAG \$8.75

3/16" Red, Grey, Black, White or Tan Stabilized Dog Park Mix with Stabilizer® Binder

For an even firmer yet more resilient surface with even less maintenance: 3/16" crushed aggregate blended with **Stabilizer®** at the rate of 15 lbs. per ton of aggregate. One cubic yard weighs approximately 2,700 lbs. in red, approximately 3,240 lbs. in grey, black, white or tan plus add 20% for compaction. Each 1" compacted requires approximately 5 tons per 1,000 square feet for red, 6 tons for grey, black, white or tan.

	BULK/TON	50 LB. BAG Up to 50/pallet
Burgundy Red with Stabilizer® Binder	DPM-RS BULK \$115	DPM-RS BAG \$8
Grey, Black or White with Stabilizer® Binder	DPM-(G,B,W)S BULK \$115	DPM-(G,B,W)S BAG \$8.25
Tan with Stabilizer® Binder	DPM-TS BULK \$135	DPM-TS BAG \$9.50

PALLET & COVER CHARGES: \$6.50/PALLET.



YOUR "ONE-STOP" SOURCE FOR AMERICA'S BASEBALL, SOFTBALL & SPORTS SURFACES & SUPPLIES!

PRICES SUBJECT TO CHANGE & AVAILABILITY PLUS SHIPPING | VOLUME DISCOUNTS AVAILABLE | COOPERATIVE PURCHASING CONTRACT PRICING FOR 48 STATES

BEAM CLAY®

Dog Park Rubber Curbing

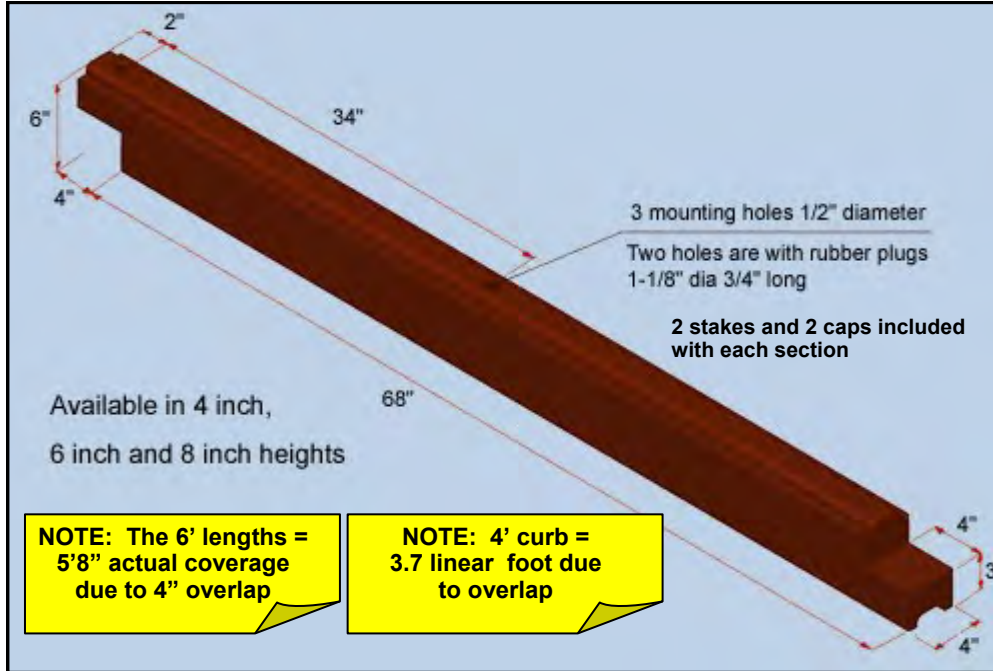
WHOLESALE PRICE LIST
 EFFECTIVE: JULY 1, 2021

DOG PARK RUBBER CURBING

PER PIECE

4" High x 4" Wide x 6' Long (30 lbs./piece, up to 99 pieces/pallet)	#RC-4X4X6	\$35
6" High x 4" Wide x 6' Long (45 lbs./piece, up to 63 pieces/pallet)	#RC-6X4X6	\$65
8" High x 4" Wide x 6' Long (70 lbs./piece, up to 45 pieces/pallet)	#RC-8X4X6	\$82
4" High x 3" Wide x 6' Long (20 lbs./piece, up to 100 pieces/pallet)	#RC-4X3X6	\$36
4" High x 3" Wide x 4' Long (13 lbs./piece, up to 140 pieces/pallet)	#RC-4X3X4	\$20

Please note: The 4" wide sections are grooved and can be stacked to create desired height,. However, the 3" W is not stackable. 3" W lengths of curbing are not grooved for stacking.



NOTE: The 6' lengths = 5'8" actual coverage due to 4" overlap

NOTE: 4' curb = 3.7 linear foot due to overlap

- More resilient than wood
- No warping or discoloring
- No splinters
- Non toxic
- Will not rot
- Stackable
- Interlocking
- Available in 4 ft lengths and 4" High or 6 ft lengths in 4", 6" and 8" heights

- No CCA or other harmful chemicals
- Easy to install with pre drilled holes
- Made from 100% recycled tires
- Flexible with rounded edges
- Will not breed ticks, termites or other insects
- Maintenance free
- Hardware & Caps included
- Neutral brown tone-compatible with any surface color

2 stakes and 2 caps are included with each curb

natural brown bendable stackable interlocking hardware included

YOUR "ONE-STOP" SOURCE FOR AMERICA'S BASEBALL, SOFTBALL & SPORTS SURFACES & SUPPLIES!

PRICES SUBJECT TO CHANGE & AVAILABILITY PLUS SHIPPING | VOLUME DISCOUNTS AVAILABLE | COOPERATIVE PURCHASING CONTRACT PRICING FOR 48 STATES

BEAM CLAY®**Dog Park - Rubber Curbing Specification****Rubber Curbing
For Dog Parks****Product Specifications****Product Description:**

1. Material: compression molded composite of the 100% recycled rubber and polyurethane prepolymer
2. Physical properties of the rubber composite:
 - a) Density 0.6 oz/cu in (ASTM C642)
 - b) Durometer Hardness 65A ± 7 (ASTM D2240)
 - c) Tensile Strength* minimum 125 psi (ASTM D412)
(* main structural areas)
 - d) Compression deformation 10% at 70psi, 68°F (ASTM D575)
 - e) Brittleness at Low temperature: -40°F (ASTM D746)
 - f) Freeze and thaw when exposed (ASTM C672)
to deicing chemicals no loss after 50 cycles
 - g) Coefficient of thermal expansion: 8 x10⁻⁵ in/in/°F (ASTM C531)
 - h) Weathering 70 hours at 158°F (ASTM D573)
 - hardness retained 100% (± 5%)
 - compressive strength 100% (± 5%)
 - tensile strength 100% (± 5%)
 - elongation retained 100% (± 5%)
3. Available models:
 - a) 4"W x 4"H x 72"L with weight of 30 lbs.
 - b) 4"W x 6"H x 72"L with weight of 45 lbs.
 - c) 4"W x 8"H x 72"L with weight of 70 lbs.
 - d) 3"W x 4"H x 72"L with weight of 20 lbs.
 - e) 3"W x 4"H x 48"L with weight of 13 lbs.
4. Finishing color: dark brown

Installation methods:

- a) with 2 spikes 18" long x 3/8" diameter provided for each 4" high piece
- b) with 2 spikes 24" long x 3/8" diameter provided for each 6" high or 8" high piece

Note: The mounting holes can be closed after installation with the rubber plugs 1-1/8 diameter and 3/4" long, supplied with the product.

Components:

- a) 100% recycled rubber from car and truck tires (NR, SBR)
- b) polyurethane prepolymer for rubber granules
- c) brown pigment

YOUR "ONE-STOP" SOURCE FOR AMERICA'S BASEBALL, SOFTBALL & SPORTS SURFACES & SUPPLIES!

PRICES SUBJECT TO CHANGE & AVAILABILITY PLUS SHIPPING | VOLUME DISCOUNTS AVAILABLE | COOPERATIVE PURCHASING CONTRACT PRICING FOR 48 STATES

BEAM CLAY®

Synthetic Turf for Pet Areas

WHOLESALE PRICE LIST
EFFECTIVE: JANUARY 1, 2021

SYNTHETIC TURF FOR LANDSCAPING, PLAYGROUNDS OR PETS

Can be installed over crushed aggregate base (3/4" minus) or glued to concrete or asphalt.

60 oz. Pet Turf #PL928-CSTM

Polyethylene w/texturized polypropylene, 7/8" pile, 12' wide, field green, perforated, SilverBack™ polyurethane.

\$3.65/sf

PLEASE NOTE:

Synthetic Turf is normally rolled face out. No charge to "reverse roll" cut pieces with turf faced in—which makes it easier to install—doesn't need to be flipped over.

There is a **\$50 charge per piece to cut the width** (there is a 1/4" tolerance) and/or pre-trim the scrim fabric along edge and reverse roll so that each piece will unroll with turf side up. For full rolls, there is a \$50 charge for pre-trimming & reverse rolling.

1 mm rubber backing does not expand or contract as much as other backings and is especially used for loose lay applications.

Scrim on foam backing keeps the foam from cracking when stored rolled up in warehouse.

Scrim will not curl if gluing down but will curl if installing over crushed aggregate without securing the perimeter.

Use foam back with scrim for gluing to concrete or asphalt. Use foam without scrim for installing over crushed aggregate unless securing perimeter.

If gluing unitary backing, be sure glue is polyurethane compatible.

Robert's 6700, TurfClaw and NORDOT 34-G are polyurethane compatible but always double check the label to be sure.



PLAYGROUNDS

LANDSCAPE



PETS

YOUR "ONE-STOP" SOURCE FOR AMERICA'S BASEBALL, SOFTBALL & SPORTS SURFACES & SUPPLIES!

PRICES SUBJECT TO CHANGE & AVAILABILITY PLUS SHIPPING | VOLUME DISCOUNTS AVAILABLE | COOPERATIVE PURCHASING CONTRACT PRICING FOR 48 STATES

PARTAC PEAT CORPORATION
ONE KELSEY PARK, GREAT MEADOWS, NEW JERSEY 07838

800-247-BEAM (2326) • (908) 637-4191 • FAX (908) 637-8421
www.beamclay.com • sales@beamclay.com
Bid Term - 5/9/18 - 5/8/20; Extended to 5/8/21; Extended to 5/8/22

BEAM CLAY®

Synthetic Turf for Landscaping, Playgrounds & Pet Areas

WHOLESALE PRICE LIST

LANDSCAPING, PLAYGROUNDS OR PETS TURF



60 OZ. PET TURF

PRODUCT DATA SHEET

Yarn:	Polyethylene with Texturized Polypropylene
Color(s):	Field Green
Shipping Weight:	89 oz. per sq. yard (with SilverBack™ polyurethane)
Pile Height:	7/8" (+/- 1/8")
Roll Width:	12'
Perforated:	Optional
Recommended Infill:	2-3 lbs. silica sand
Applications:	This product offers thatch, which provides added body, reducing the amount of infill needed. This surface provides a truly authentic look and feel that resembles a natural lawn. This product can be installed outdoors on concrete, asphalt or a compacted aggregate base or indoors on concrete. <u>Our most popular turf for pet areas.</u>

These specifications are standard and may vary slightly due to manufacturing tolerances.

YOUR “ONE-STOP” SOURCE FOR AMERICA’S BASEBALL, SOFTBALL & SPORTS SURFACES & SUPPLIES!

PRICES SUBJECT TO CHANGE & AVAILABILITY PLUS SHIPPING | VOLUME DISCOUNTS AVAILABLE | COOPERATIVE PURCHASING CONTRACT PRICING FOR 48 STATES

PARTAC PEAT CORPORATION
ONE KELSEY PARK, GREAT MEADOWS, NEW JERSEY 07838

800-247-BEAM (2326) • (908) 637-4191 • FAX (908) 637-8421
www.beamclay.com • sales@beamclay.com
Bid Term - 5/9/18 - 5/8/20; Extended to 5/8/21; Extended to 5/8/22

BEAM CLAY®

WHOLESALE PRICE LIST EFFECTIVE: JANUARY 1, 2021

Synthetic Turf Infill

SYNTHETIC TURF INFILL

ROUNDED GREEN COLORED SAND, F.O.B. GA

	50 LB. BAG	3,000 LB. BAG	BULK
12-20 Sieve, Green	\$25 GA-STI-12-20-G	—	—
16-30 Sieve, Green/Black Blend	\$25 GA-STI-16-30-GBB	—	—
30-50 Sieve, Green/Black Blend	\$25 GA-STI-30-50-GBB	—	—

ROUNDED COLORED SAND - 21 Colors: Green, Red, BCM Blue, 787 Blue, Navy, Yellow, OSHA Yellow, Teak, Teal, Blue/Grey, Black, Grey, White, Light Beige, Buff, Tan, Camel, Chocolate, Walnut, Smoke, Peach, and 7 Premium Colors: (add \$3.25/bag): Burgundy, Fiesta Red, Grape, Hunter Green, Light Rose, Orange, Plum. (See Full Color Chart on next page.) Blends of colors add \$3.50/bag. 10% overage possible. 8 bag minimum. Custom colors and blends available. For UV-resistant color (recommended for artificial turf applications), add \$2.50/bag, F.O.B. IL.

40-100 Sieve	\$21.95 IL-STI-40-100	—	—
30-50 Sieve	\$21.95 IL-STI-30-50	—	—

PALLET & COVER CHARGES - \$8/PALLET FROM IL. UP TO 50 BAGS/PALLET. **IL-PALLET**

SUB-ANGULAR COLORED SAND - Same colors & additional charges as Rounded Colored Sand, F.O.B. IL.

20-40 Sieve	\$24.95 IL-STI-20-40	—	—
16-40 Sieve	\$27.95 IL-STI-16-40	—	—

PALLET & COVER CHARGES - \$8/PALLET FROM IL. UP TO 50 BAGS/PALLET. **IL-PALLET**

WHITE SUB-ANGULAR SAND—WASHED—NOT COLORED—HEAT-TREATED, F.O.B. NJ

40-100** Sieve, Dry	—	\$335 USS-STI-40-100-3000#	\$88 USS-STI-40-100-BULK
30-50** Sieve, Dry	—	\$300 USS-STI-30-50-3000#	\$88 USS-STI-30-50-BULK
20-40** Sieve, Dry	—	\$310 USS-STI-20-40-3000#	\$90 USS-STI-20-40-BULK
16-30** Sieve, Dry	—	\$415 USS-STI-16-30-3000#	\$100 USS-STI-16-30-BULK
18-60** Sieve, Dry	—	\$198 W-STI-18-60-3000#	\$70 W-STI-18-60-BULK
18-100* Sieve, Dry	—	\$175 W-STI-18-100-3000#	\$65 W-STI-18-100-BULK
35-70* Sieve, Dry	—	\$190 W-STI-35-70-3000#	\$70 W-STI-35-70-BULK
35-100* Sieve, Dry	—	\$170 W-STI-35-100-3000#	\$50 W-STI-35-100-BULK

* Minimum Order: 1 Pallet

** Minimum Order: 11 Tons in Bulk or 4 Pallets of Bulk Bags

BULK BAG/PALLET \$10.50 PALLET \$8 & COVER CHARGE **RP-PALLET**

WHITE SUB-ANGULAR SAND—WASHED—NOT COLORED—Approx. 85% between .25mm and 1mm, 100% passing 2mm, F.O.B. NJ

SAND B, DOUBLE SCREENED, NOT HEAT-TREATED	\$5.25 STI-SANDB-BAG	—	\$48 STI-SANDB-BULK
SAND B, DOUBLE SCREENED, HEAT-TREATED	\$5.50 STI-SANDB-HT-BAG	—	\$69 STI-SANDB-HT-BULK

PALLET & COVER CHARGES - \$6.50/PALLET FROM IL. UP TO 50 BAGS/PALLET. **NJ-PALLET**

BLACK CRUMB RUBBER

	50 LB. BAG	2,000 LB. BAG	BULK
20 Minus Mesh, F.O.B. GA	\$28 STI-BCR-10-20-50		
10 Minus Mesh, F.O.B. NJ	\$10.50 STI-BCR-6-10-40	\$525/T STI-BCR-6-10-BB	—
20 Minus Mesh, F.O.B. NJ	\$11.50 STI-BCR-10-20-40	\$575/T STI-BCR-10-20-BB	—

CLEAN 3/16" RED LAVA (for red synthetic turf warning tracks), F.O.B. NJ

	50 LB. BAG	1-1/2 CY BAGS	
50 LB. BAG (approximately .85 cu.ft.) up to 40 bags/pallet	\$12.50 STI-CLNLAVA-BAG	—	—
One-Ton Bulk Bags	—	\$455/T STI-CLNLAVA-BB	—

YOUR "ONE-STOP" SOURCE FOR AMERICA'S BASEBALL, SOFTBALL & SPORTS SURFACES & SUPPLIES!

PRICES SUBJECT TO CHANGE & AVAILABILITY PLUS SHIPPING | VOLUME DISCOUNTS AVAILABLE | COOPERATIVE PURCHASING CONTRACT PRICING FOR 48 STATES


BEAM CLAY®

WHOLESALE PRICE LIST
 EFFECTIVE: JANUARY 1, 2021

Synthetic Turf Infill—Colored Sands

PARTAC® COLORED SANDS

Ceramically & Permanently Colored in 21 Colors: Green, Red, BCM Blue, 787 Blue, Navy, Yellow, OSHA Yellow, Teak, Teal, Blue/Grey, Black, Grey, White, Light Beige, Buff, Tan, Camel, Chocolate, Walnut, Smoke, Peach, and 7 Premium Colors: (add \$3.25/bag): Burgundy, Fiesta Red, Grape, Hunter Green, Light Rose, Orange, Plum. (See Full Color Chart on next page.) Blends of colors add \$3.50/bag. 10% overage possible. 8 bag minimum. Custom colors and blends available. For UV-resistant color (recommended for artificial turf applications), add \$2.50/bag. Also available in one-ton bulk bags. Same price per ton as in 50 lb. bags. Premium colors: 120 bag minimum if not in stock.



		IL PLANT
Extra Fine 40/100 mesh (.15-.42mm), predominately 70 mesh (.21mm) 1 Color	IL-R40-100S	\$21.95
Fine 30/50 mesh (.3-.6mm), predominately 40 mesh (.42mm) 1 Color	IL-R30-50S	\$21.95
Medium 20/40 mesh (.42-.84mm), predominately 30 mesh (.59mm) 1 Color	IL-SA20-40-S	\$24.95
Coarse: 9/60 mesh (.25-2mm), predominately 16-30 mesh (.59-1.2mm) Dark Green or Red—NJ Plant	GS-HG-C-NJ-BG GS-R-C-NJ-BG	\$13.75
Medium Plus 16/40 mesh (.42-1.2mm), predominately 20 mesh (.84mm) 1 Color	IL-SA16-40S	\$27.95
Medium Extra 12/30 mesh (.59-1.7mm), predominately 16 mesh (1.2mm) 1 Color	IL-12-30S	Call for Price
Extra-Large (3-4mm) 1 Color	IL-3-4S	\$35.95

PALLET & COVER CHARGES - \$6.50/PALLET FROM NJ. UP TO 50 BAGS/PALLET. #NJ-PALLET
 PALLET & COVER CHARGES - \$8/PALLET FROM IL. UP TO 50 BAGS/PALLET. #IL-PALLET

YOUR “ONE-STOP” SOURCE FOR AMERICA’S BASEBALL, SOFTBALL & SPORTS SURFACES & SUPPLIES!

PRICES SUBJECT TO CHANGE & AVAILABILITY PLUS SHIPPING | VOLUME DISCOUNTS AVAILABLE | COOPERATIVE PURCHASING CONTRACT PRICING FOR 48 STATES

PARTAC PEAT CORPORATION
 ONE KELSEY PARK, GREAT MEADOWS, NEW JERSEY 07838

800-247-BEAM (2326) • (908) 637-4191 • FAX (908) 637-8421
 www.beamclay.com • sales@beamclay.com
 Bid Term - 5/9/18 - 5/8/20; Extended to 5/8/21; Extended to 5/8/22

BEAM CLAY®

Synthetic Turf Infill—Colored Sands

WHOLESALE PRICE LIST
EFFECTIVE: JANUARY 1, 2021



YOUR "ONE-STOP" SOURCE FOR AMERICA'S BASEBALL, SOFTBALL & SPORTS SURFACES & SUPPLIES!

PRICES SUBJECT TO CHANGE & AVAILABILITY PLUS SHIPPING | VOLUME DISCOUNTS AVAILABLE | COOPERATIVE PURCHASING CONTRACT PRICING FOR 48 STATES

PARTAC PEAT CORPORATION
ONE KELSEY PARK, GREAT MEADOWS, NEW JERSEY 07838

800-247-BEAM (2326) • (908) 637-4191 • FAX (908) 637-8421
www.beamclay.com • sales@beamclay.com
Bid Term - 5/9/18 - 5/8/20; Extended to 5/8/21; Extended to 5/8/22

BEAM CLAY®

WHOLESALE PRICE LIST
 EFFECTIVE: JANUARY 1, 2021

Synthetic Turf Tape, Glue, Cleaners Velcro & Foam Playground Pads

SYNTHETIC TURF CLEANERS

	ProVet Turf Care for cleaning turf outdoors, F.O.B. GA	
STC-PVTC4	Four 1 gallon containers/case	\$120
STC-PVTCK	Kit (two ½ gallon containers with one pump sprayer)	\$150
STC-PVTCIN	ProGienics for cleaning indoor turf (Four 1 gallon containers/case)	\$135
STC-PVTCIN5G	One 5-gallon container	\$160

Velcro Option, F.O.B. GA

ST-VSO	Velcro going the full length of rolls on both sides—foam backed turf only @ an additional cost to the sf turf cost.	\$.75/LF
---------------	---	-----------------



Foam Pads for Playgrounds, perforated, F.O.B. GA

ST-FP145	1" Thick, 4' x 5'	\$48/each
ST-FP245	2" Thick, 4' x 5'	\$55/each



SYNTHETIC TURF TAPE, F.O.B. GA

ST-TAPELF	Tape for seams, 12" wide	\$1/LF
ST-TAPEROLL	200' Roll	\$145/ROLL

SYNTHETIC TURF GLUE, F.O.B. GA

	TURF CLAW ADHESIVE	
STG-TCA5PBT	5-Gallon Bucket, for rubber or polyurethane backed turf Coverage 30-35 SF/gallon 28 oz Tube, Coverage 1.5 SF	\$395/EA. \$49/EA.
STG-TCA4FBT	4-Gallon Bucket, for foam backed turf Coverage approx. 200sf	\$150/EA.



YOUR "ONE-STOP" SOURCE FOR AMERICA'S BASEBALL, SOFTBALL & SPORTS SURFACES & SUPPLIES!

PRICES SUBJECT TO CHANGE & AVAILABILITY PLUS SHIPPING | VOLUME DISCOUNTS AVAILABLE | COOPERATIVE PURCHASING CONTRACT PRICING FOR 48 STATES

BEAM CLAY®

Dog Park Equipment

WHOLESALE PRICE LIST
EFFECTIVE: JULY 1, 2021



INNOVATIVE
Dog Parks

Designed for what dogs and owners
really enjoy doing together.



**TURNING
HEADS
AND
TAILS**

YOUR “ONE-STOP” SOURCE FOR AMERICA’S BASEBALL, SOFTBALL & SPORTS SURFACES & SUPPLIES!

PRICES SUBJECT TO CHANGE & AVAILABILITY PLUS SHIPPING | VOLUME DISCOUNTS AVAILABLE | COOPERATIVE PURCHASING CONTRACT PRICING FOR 48 STATES

PARTAC PEAT CORPORATION
ONE KELSEY PARK, GREAT MEADOWS, NEW JERSEY 07838

800-247-BEAM (2326) • (908) 637-4191 • FAX (908) 637-8421
www.beamclay.com • sales@beamclay.com
Bid Term - 5/9/18 - 5/8/20; Extended to 5/8/21; Extended to 5/8/22

BEAM CLAY®

Dog Park Equipment

WHOLESALE PRICE LIST
 EFFECTIVE: JULY 1, 2021

Most dogs just want to play... and hang out with you.



The reason most owners take their pets to Dog Parks is to have outdoor fun and enjoy companionship - not to compete in professional dog shows. So we've created a product line that offers maximum enjoyment for everyone.



Me and My Pal Bench

Even outdoors, dogs like to spend time with their human best friends. Introducing the world's first bench designed for people and their canine buddies. Dogs can hop right up the steps and be close to the one they love. This will be a favorite in your next dog park - better get two! **\$2,150 #BAR700080-FIELD, #BAR700080-SKY**
 (77" L X 22" W X 50" H)

Canine Condo

Dogs are curious. And they love to explore! Our Canine Condo gives dogs everything they love. A shady cove, easy climbing steps, a ramp adventure - topped off with a sheltered perch that dogs will absolutely love! You better bring some treats to get dogs to leave the Canine Condo! **\$3,500 #BAR700100-FIELD, #BAR700100-SKY**
 (138" L X 33" W X 93" H)



Canine Condo is like a Mini Dog Park all wrapped up in one attractive fixture.

Perfect for small spaces or if you're just getting started.

YOUR "ONE-STOP" SOURCE FOR AMERICA'S BASEBALL, SOFTBALL & SPORTS SURFACES & SUPPLIES!

PRICES SUBJECT TO CHANGE & AVAILABILITY PLUS SHIPPING | VOLUME DISCOUNTS AVAILABLE | COOPERATIVE PURCHASING CONTRACT PRICING FOR 48 STATES

BEAM CLAY®

Dog Park Equipment

WHOLESALE PRICE LIST
EFFECTIVE: JULY 1, 2021

Classic Favorites



Stepping Cluster

\$1,080 #BAR700120-FIELD,
#BAR700120-SKY
(115" L X 15" W)



Tunnel Run

\$1,050 #BAR-700050-FIELD,
BAR-700050-SKY
(43" L X 33" W X 41" H)



Sky Crossing

\$2,920 ##BARF700020-FIELD,
#BARF700020-SKY
(211.5" L X 17.25" W X 50.25" H)



Starter Platform

\$750 #BAR700040-FIELD,
#BAR700040-SKY
(38" L X 38" W X 12" H)



Teeter Toter

\$1,075 #BAR700130-FIELD,
#BAR700130-SKY
(96" L X 17" W X 21" H)



Adventure Peak

\$2,540 #BAR700010-FIELD,
#BAR700010-SKY
(123" L X 17" W X 71" H)

YOUR "ONE-STOP" SOURCE FOR AMERICA'S BASEBALL, SOFTBALL & SPORTS SURFACES & SUPPLIES!

PRICES SUBJECT TO CHANGE & AVAILABILITY PLUS SHIPPING | VOLUME DISCOUNTS AVAILABLE | COOPERATIVE PURCHASING CONTRACT PRICING FOR 48 STATES

BEAM CLAY®

Dog Park Equipment

WHOLESALE PRICE LIST
EFFECTIVE: JULY 1, 2021

Innovative New Designs



Tug-Around

\$1,075 #BAR700140-FIELD,
#BAR700140-SKY
(34" L X 2" W X 47" H)



Ramp and Steps

\$2,190 #BAR700090-FIELD,
#BAR700090-SKY
(163" L X 25" W X 45" H)



Rules Sign

\$500 #BAR700110-FIELD,
#BAR700110-SKY
(24" L X 4" W X 78" H)



Stepping Riser

\$775 #BAR700160-FIELD,
#BAR700160-SKY
(78" L X 12" W X 15" H)

Choose from these attractive color options.* (Pet Waste Station only available in green.)

“Sky”

“Field”




YOUR “ONE-STOP” SOURCE FOR AMERICA’S BASEBALL, SOFTBALL & SPORTS SURFACES & SUPPLIES!

PRICES SUBJECT TO CHANGE & AVAILABILITY PLUS SHIPPING | VOLUME DISCOUNTS AVAILABLE | COOPERATIVE PURCHASING CONTRACT PRICING FOR 48 STATES

BEAM CLAY®

Dog Park Equipment

WHOLESALE PRICE LIST
EFFECTIVE: JULY 1, 2021



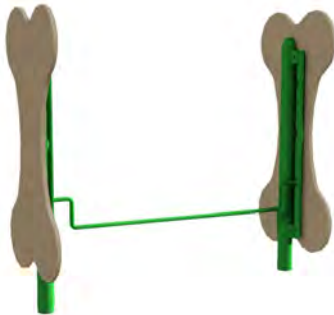
Leash Post

\$390 #BAR700070-FIELD,
#BAR700070-SKY
(23" L X 23" W X 39" H)



6 foot Bench

\$935 #BARBENCH6-FIELD,
#BARBENCH6-SKY
(72" L X 26" W X 31" H)



Adjustable Jump

\$930 #BAR70030-FIELD,
#BAR70030-SKY
(37" L X 26" W X 11" H)



Pet Waste Station

\$265 #BAR700150-GRN,
#BAR700150-BLU
(13" L X 10" W X 77" H)



Bags

(case of 10 rolls/ 200 bags per roll)
\$65 #DD0010-00010S



Hoop Jump

\$635 #BAR700060-FIELD,
#BAR700060-SKY
(54" L X 62" H)



Bone Bin Trash Can

\$920 #BARTREC32-FIELD,
#BARTREC32-SKY
(30" H, 22" D)

YOUR "ONE-STOP" SOURCE FOR AMERICA'S BASEBALL, SOFTBALL & SPORTS SURFACES & SUPPLIES!

PRICES SUBJECT TO CHANGE & AVAILABILITY PLUS SHIPPING | VOLUME DISCOUNTS AVAILABLE | COOPERATIVE PURCHASING CONTRACT PRICING FOR 48 STATES

BEAM CLAY®

Dog Park Equipment

WHOLESALE PRICE LIST
EFFECTIVE: JULY 1, 2021

Dog Park Kits

Big to small. Great Values!

The Bone Yard (7 pieces, 45' x 45')
\$11,070 #BAR-BY-KIT-FIELD, #BAR-BY-KIT-SKY



The Hound (6 pieces, 35' x 35')
\$6,425 #BAR-HD-KIT-FIELD, #BAR-HD-KIT-SKY



YOUR "ONE-STOP" SOURCE FOR AMERICA'S BASEBALL, SOFTBALL & SPORTS SURFACES & SUPPLIES!

PRICES SUBJECT TO CHANGE & AVAILABILITY PLUS SHIPPING | VOLUME DISCOUNTS AVAILABLE | COOPERATIVE PURCHASING CONTRACT PRICING FOR 48 STATES

BEAM CLAY®

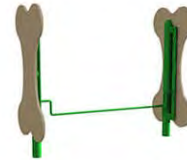
Dog Park Equipment

WHOLESALE PRICE LIST
EFFECTIVE: JULY 1, 2021

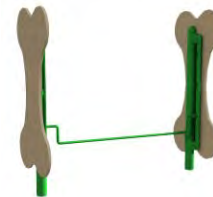

Dog Park Kits

Big to small. Great Values!

Bow Wow (6 pieces, 40' x 40')
\$7,055 #BAR-BW-KIT-FIELD, #BAR-BW-KIT-SKY



Dingo (5 pieces, 35' x 35')
\$6,000 #BAR-DG-KIT-FIELD, #BAR-DG-KIT-SKY



YOUR "ONE-STOP" SOURCE FOR AMERICA'S BASEBALL, SOFTBALL & SPORTS SURFACES & SUPPLIES!

PRICES SUBJECT TO CHANGE & AVAILABILITY PLUS SHIPPING | VOLUME DISCOUNTS AVAILABLE | COOPERATIVE PURCHASING CONTRACT PRICING FOR 48 STATES

PARTAC PEAT CORPORATION
ONE KELSEY PARK, GREAT MEADOWS, NEW JERSEY 07838

800-247-BEAM (2326) • (908) 637-4191 • FAX (908) 637-8421
www.beamclay.com • sales@beamclay.com
Bid Term - 5/9/18 - 5/8/20; Extended to 5/8/21; Extended to 5/8/22

BEAM CLAY®

Dog Park Equipment

WHOLESALE PRICE LIST
EFFECTIVE: JULY 1, 2021

Dog Park Kits

Big to small. Great Values!

The Pup

(4 pieces, 30' x 30')
\$3,325 #BAR-PUP-KIT-FIELD,
#BAR-PUP-KIT-SKY



The Starter

(3 pieces, 25' x 25')
\$2,305 #BAR-STR-KIT-FIELD,
#BAR-STR-KIT-SKY



The Essentials

(4 pieces, 15' x 15')
\$2,425 #BAR-ESS-KIT-FIELD,
#BAR-ESS-KIT-SKY



YOUR "ONE-STOP" SOURCE FOR AMERICA'S BASEBALL, SOFTBALL & SPORTS SURFACES & SUPPLIES!

PRICES SUBJECT TO CHANGE & AVAILABILITY PLUS SHIPPING | VOLUME DISCOUNTS AVAILABLE | COOPERATIVE PURCHASING CONTRACT PRICING FOR 48 STATES

Partac Peat Corporation – Item Price Schedule
Athletic Equipment & Supplies BID# ESCNJ 17/18-31 Effective 5/9/2018 - 5/8/2022

Bidding Company Name:				Partac Peat Corporation		Catalog Name:		15 - Dog Park Surfaces & Equipment					
No.	Product Category	Beam Clay Catalog Section #	Page#	Product Description	Manufacturer	Vendor SKU	Unit of Measure	Catalog List Price	Bid Discount Percentage	Discount Amt.	Net Effective Bid Price	Comments	No.
1	Dog Park Surfaces	15	2	3/16" Red Dog Park Mix - Burgundy Red with 5% Beam Clay Red Binder - Bulk	Partac Peat Corporation	DPM-R5-BULK	TON	\$ 60.00	5.0%	\$ 3.000	\$ 57.000	+ shipping - see freight notes	1
2	Dog Park Surfaces	15	2	3/16" Red Dog Park Mix - Burgundy Red with 5% Beam Clay Red Binder - Bag	Partac Peat Corporation	DPM-R5-BAG	50 LB BAG	\$ 6.50	5.0%	\$ 0.325	\$ 6.175	+ shipping - see freight notes	2
3	Dog Park Surfaces	15	2	3/16" Red Dog Park Mix - Burgundy Red with 20% Beam Clay Red Binder - Bulk	Partac Peat Corporation	DPM-R20-BULK	TON	\$ 90.00	5.0%	\$ 4.500	\$ 85.500	+ shipping - see freight notes	3
4	Dog Park Surfaces	15	2	3/16" Red Dog Park Mix - Burgundy Red with 20% Beam Clay Red Binder - Bag	Partac Peat Corporation	DPM-R20-BAG	50 LB BAG	\$ 7.25	5.0%	\$ 0.363	\$ 6.888	+ shipping - see freight notes	4
5	Dog Park Surfaces	15	2	3/16" Red Dog Park Mix - Burgundy Red with Stabilizer Binder - Bulk	Partac Peat Corporation	DPM-RS-BULK	TON	\$ 115.00	5.0%	\$ 5.750	\$ 109.250	+ shipping - see freight notes	5
6	Dog Park Surfaces	15	2	3/16" Red Dog Park Mix - Burgundy Red with Stabilizer Binder - Bag	Partac Peat Corporation	DPM-RS-BAG	50 LB BAG	\$ 8.00	5.0%	\$ 0.400	\$ 7.600	+ shipping - see freight notes	6
7	Dog Park Surfaces	15	2	3/16" Grey Dog Park Mix with 5% Beam Clay Grey Binder - Bulk	Partac Peat Corporation	DPM-G5-BULK	TON	\$ 60.00	5.0%	\$ 3.000	\$ 57.000	+ shipping - see freight notes	7
8	Dog Park Surfaces	15	2	3/16" Grey Dog Park Mix with 5% Beam Clay Grey Binder - Bag	Partac Peat Corporation	DPM-G5-BAG	50 LB BAG	\$ 6.75	5.0%	\$ 0.338	\$ 6.413	+ shipping - see freight notes	8
9	Dog Park Surfaces	15	2	3/16" Grey Dog Park Mix with 20% Beam Clay Grey Binder - Bulk	Partac Peat Corporation	DPM-G20-BULK	TON	\$ 90.00	5.0%	\$ 4.500	\$ 85.500	+ shipping - see freight notes	9
10	Dog Park Surfaces	15	2	3/16" Grey Dog Park Mix with 20% Beam Clay Grey Binder - Bag	Partac Peat Corporation	DPM-G20-BAG	50 LB BAG	\$ 7.50	5.0%	\$ 0.375	\$ 7.125	+ shipping - see freight notes	10
11	Dog Park Surfaces	15	2	3/16" Grey Dog Park Mix with Stabilizer Binder - Bulk	Partac Peat Corporation	DPM-GS-BULK	TON	\$ 115.00	5.0%	\$ 5.750	\$ 109.250	+ shipping - see freight notes	11
12	Dog Park Surfaces	15	2	3/16" Grey Dog Park Mix with Stabilizer Binder - Bag	Partac Peat Corporation	DPM-GS-BAG	50 LB BAG	\$ 8.25	5.0%	\$ 0.413	\$ 7.838	+ shipping - see freight notes	12
13	Dog Park Surfaces	15	2	3/16" Black Dog Park Mix with 5% Beam Clay Black Binder - Bulk	Partac Peat Corporation	DPM-B5-BULK	TON	\$ 60.00	5.0%	\$ 3.000	\$ 57.000	+ shipping - see freight notes	13
14	Dog Park Surfaces	15	2	3/16" Black Dog Park Mix with 5% Beam Clay Black Binder - Bag	Partac Peat Corporation	DPM-B5-BAG	50 LB BAG	\$ 6.75	5.0%	\$ 0.338	\$ 6.413	+ shipping - see freight notes	14
15	Dog Park Surfaces	15	2	3/16" Black Dog Park Mix with with 20% Beam Clay Black Binder - Bulk	Partac Peat Corporation	DPM-B20-BULK	TON	\$ 90.00	5.0%	\$ 4.500	\$ 85.500	+ shipping - see freight notes	15
16	Dog Park Surfaces	15	2	3/16" Black Dog Park Mix with 20% Beam Clay Black Binder - Bag	Partac Peat Corporation	DPM-B20-BAG	50 LB BAG	\$ 7.50	5.0%	\$ 0.375	\$ 7.125	+ shipping - see freight notes	16
17	Dog Park Surfaces	15	2	3/16" Black Dog Park Mix with Stabilizer Binder - Bulk	Partac Peat Corporation	DPM-BS-BULK	TON	\$ 115.00	5.0%	\$ 5.750	\$ 109.250	+ shipping - see freight notes	17
18	Dog Park Surfaces	15	2	3/16" Black Dog Park Mix with Stabilizer Binder - Bag	Partac Peat Corporation	DPM-BS-BAG	50 LB BAG	\$ 8.25	5.0%	\$ 0.413	\$ 7.838	+ shipping - see freight notes	18
19	Dog Park Surfaces	15	2	3/16" White Dog Park Mix with 5% Beam Clay White Binder - Bulk	Partac Peat Corporation	DPM-W5-BULK	TON	\$ 60.00	5.0%	\$ 3.000	\$ 57.000	+ shipping - see freight notes	19
20	Dog Park Surfaces	15	2	3/16" White Dog Park Mix with 5% Beam Clay White Binder - Bag	Partac Peat Corporation	DPM-W5-BAG	50 LB BAG	\$ 6.75	5.0%	\$ 0.338	\$ 6.413	+ shipping - see freight notes	20
21	Dog Park Surfaces	15	2	3/16" White Dog Park Mix with 20% Beam Clay White Binder - Bulk	Partac Peat Corporation	DPM-W20-BULK	TON	\$ 90.00	5.0%	\$ 4.500	\$ 85.500	+ shipping - see freight notes	21
22	Dog Park Surfaces	15	2	3/16" Grey Dog Park Mix - Grey, Black or White with 20% Beam Clay Grey Binder - Bag	Partac Peat Corporation	DPM-W20-BAG	50 LB BAG	\$ 7.50	5.0%	\$ 0.375	\$ 7.125	+ shipping - see freight notes	22
23	Dog Park Surfaces	15	2	3/16" White Dog Park Mix with Stabilizer Binder - Bulk	Partac Peat Corporation	DPM-WS-BULK	TON	\$ 115.00	5.0%	\$ 5.750	\$ 109.250	+ shipping - see freight notes	23
24	Dog Park Surfaces	15	2	3/16" White Dog Park Mix with Stabilizer Binder - Bag	Partac Peat Corporation	DPM-WS-BAG	50 LB BAG	\$ 8.25	5.0%	\$ 0.413	\$ 7.838	+ shipping - see freight notes	24
25	Dog Park Surfaces	15	2	3/16" Tan Dog Park Mix - Tan with 5% Beam Clay Tan Binder - Bulk	Partac Peat Corporation	DPM-T5-BULK	TON	\$ 80.00	5.0%	\$ 4.000	\$ 76.000	+ shipping - see freight notes	25
26	Dog Park Surfaces	15	2	3/16" Tan Dog Park Mix - Tan with 5% Beam Clay Tan Binder - Bag	Partac Peat Corporation	DPM-T5-BAG	50 LB BAG	\$ 8.00	5.0%	\$ 0.400	\$ 7.600	+ shipping - see freight notes	26

Bidding Company Name:					Partac Peat Corporation	Catalog Name:		15 - Dog Park Surfaces & Equipment					
No.	Product Category	Beam Clay Catalog Section #	Page#	Product Description	Manufacturer	Vendor SKU	Unit of Measure	Catalog List Price	Bid Discount Percentage	Discount Amt.	Net Effective Bid Price	Comments	No.
27	Dog Park Surfaces	15	2	3/16" Tan Dog Park Mix - Tan with 20% Beam Clay Tan Binder - Bulk	Partac Peat Corporation	DPM-T20-BULK	TON	\$ 110.00	5.0%	\$ 5.500	\$ 104.500	+ shipping - see freight notes	27
28	Dog Park Surfaces	15	2	3/16" Tan Dog Park Mix - Tan with 20% Beam Clay Tan Binder - Bag	Partac Peat Corporation	DPM-T20-BAG	50 LB BAG	\$ 8.75	5.0%	\$ 0.438	\$ 8.313	+ shipping - see freight notes	28
29	Dog Park Surfaces	15	2	3/16" Tan Dog Park Mix - Tan with Stabilizer Binder - Bulk	Partac Peat Corporation	DPM-TS-BULK	TON	\$ 135.00	5.0%	\$ 6.750	\$ 128.250	+ shipping - see freight notes	29
30	Dog Park Surfaces	15	2	3/16" Tan Dog Park Mix - Tan with Stabilizer Binder - Bag	Partac Peat Corporation	DPM-TS-BAG	50 LB BAG	\$ 9.50	5.0%	\$ 0.475	\$ 9.025	+ shipping - see freight notes	30
31	Dog Park Surfaces	15	Various	FULL OR PARTIAL PALLETS: PALLET & COVER CHARGES FROM NJ	Partac Peat Corporation	NJ-PALLET	EACH	\$ 6.50	5.0%	\$ 0.325	\$ 6.175	+ shipping - see freight notes	31
32	Dog Park Surfaces	15	3	Dog Park Rubber Curbing - 4" High x 4" Wide x 6' Long #RC-4x4x6	RubbeRecycle	RC-4x4x6	PIECE	\$ 35.00	5.0%	\$ 1.750	\$ 33.250	+ shipping - see freight notes	32
33	Dog Park Surfaces	15	3	Dog Park Rubber Curbing - 6" High x 4" Wide x 6' Long #RC-6x4x6	RubbeRecycle	RC-6x4x6	PIECE	\$ 65.00	5.0%	\$ 3.250	\$ 61.750	+ shipping - see freight notes	33
34	Dog Park Surfaces	15	3	Dog Park Rubber Curbing - 8" High x 4" Wide x 6' Long #RC-8x4x6	RubbeRecycle	RC-8x4x6	PIECE	\$ 82.00	5.0%	\$ 4.100	\$ 77.900	+ shipping - see freight notes	34
35	Dog Park Surfaces	15	3	Dog Park Rubber Curbing - 4" High x 3" Wide x 6' Long #RC-4x3x6	RubbeRecycle	RC-4x3x6	PIECE	\$ 36.00	5.0%	\$ 1.800	\$ 34.200	+ shipping - see freight notes	35
36	Dog Park Surfaces	15	3	Dog Park Rubber Curbing - 4" High x 3" Wide x 4' Long #RC-4x3x4	RubbeRecycle	RC-4x3x4	PIECE	\$ 20.00	5.0%	\$ 1.000	\$ 19.000	+ shipping - see freight notes	36
37	Dog Park Surfaces	15	5	60 oz. Pet Turf #PL928-CSTM Polyethylene w/texturized polypropylene, 7/8" pile, 12' wide, field green, perforated, SilverBack™ polyurethane.	CP Turf	#PL928-CSTM	SF	\$ 3.65	5.0%	\$ 0.183	\$ 3.468	+ shipping - see freight notes	37
38	Dog Park Surfaces	15	7	Synthetic Turf Infill - 12-20 SIEVE ROUNDED GREEN COLORED SAND, F.O.B. GA 50 LB.	Regional Plant	GA-STI-12-20-G	50 LB BAG	\$ 25.00	5.0%	\$ 1.250	\$ 23.750	+ shipping - see freight notes	38
39	Dog Park Surfaces	15	7	Synthetic Turf Infill - 16-30 SIEVE ROUNDED GREEN/BLACK BLEND COLORED SAND, F.O.B. GA 50 LB.	Regional Plant	GA-STI-16-30-GBB	50 LB BAG	\$ 25.00	5.0%	\$ 1.250	\$ 23.750	+ shipping - see freight notes	39
40	Dog Park Surfaces	15	7	Synthetic Turf Infill - 30-50 SIEVE ROUNDED GREEN/BLACK BLEND COLORED SAND, F.O.B. GA 50 LB.	Regional Plant	GA-STI-30-50-GBB	50 LB BAG	\$ 25.00	5.0%	\$ 1.250	\$ 23.750	+ shipping - see freight notes	40
41	Dog Park Surfaces	15	6 & 9	SYNTHETIC TURF INFILL - ROUNDED COLORED SAND - 40-100 Sieve - 50 LB. BAG (UP TO 50 BAGS/PALLET), F.O.B. IL - IL-STI-40-100	REGIONAL PLANT	IL-STI-40-100	50 LB BAG	\$ 21.95	5.0%	\$ 1.098	\$ 20.853	+ shipping - see freight notes	41
42	Dog Park Surfaces	15	7	SYNTHETIC TURF INFILL - ROUNDED COLORED SAND - 30-50 Sieve - 50 LB. BAG (UP TO 50 BAGS/PALLET), F.O.B. IL - IL-STI-30-50	REGIONAL PLANT	IL-STI-30-50	50 LB BAG	\$ 21.95	5.0%	\$ 1.098	\$ 20.853	+ shipping - see freight notes	42
43	Dog Park Surfaces	15	7	PALLET & COVER CHARGES FROM IL PLANT - IL-PALLET	REGIONAL PLANT	IL-PALLET	EACH	\$ 8.00	5.0%	\$ 0.400	\$ 7.600	+ shipping - see freight notes	43
44	Dog Park Surfaces	15	7	SYNTHETIC TURF INFILL - SUB-ANGULAR COLORED SAND - 20-40 Sieve - 50 LB. BAG (UP TO 50 BAGS/PALLET), F.O.B. IL - IL-STI-20-40	REGIONAL PLANT	IL-STI-20-40	50 LB BAG	\$ 24.95	5.0%	\$ 1.248	\$ 23.703	+ shipping - see freight notes	44
45	Dog Park Surfaces	15	7	SYNTHETIC TURF INFILL - SUB-ANGULAR COLORED SAND - 16-40 Sieve - 50 LB. BAG (UP TO 50 BAGS/PALLET), F.O.B. IL - IL-STI-16-40	REGIONAL PLANT	IL-STI-16-40	50 LB BAG	\$ 27.95	5.0%	\$ 1.398	\$ 26.553	+ shipping - see freight notes	45
46	Dog Park Surfaces	15	10	Extra Fine 40/100 mesh									46
47	Dog Park Surfaces	15	10	STANDARD COLORS—Extra Fine 40/100 mesh (.15-.42mm), predominately 70 mesh (.21mm) 1 Color COLORS: Green, Red, BCM Blue, 787 Blue, Navy, Yellow, OSHA Yellow, Teak, Teal, Blue/Grey, Black, Grey, White, Light Beige, Buff, Tan, Camel, Chocolate, Walnut, Smoke, Peach, F.O.B. IL 50 LB.	REGIONAL PLANT	IL-R40-100S	50 LB BAG	\$ 21.95	5.0%	\$ 1.098	\$ 20.853	+ shipping - see freight notes	47
48	Dog Park Surfaces	15	10	PREMIUM COLORS—Extra Fine 40/100 mesh (.15-.42mm), predominately 70 mesh (.21mm) 1 Color COLORS: Burgundy, Fiesta Red, Grape, Hunter Green, Light Rose, Orange, Plum	REGIONAL PLANT	IL-R40-100P	50 LB BAG	\$ 25.20	5.0%	\$ 1.260	\$ 23.940	+ shipping - see freight notes	48
49	Dog Park Surfaces	15	10	BLENDS OF STANDARD COLORS—Extra Fine 40/100 mesh (8 bag minimum)	REGIONAL PLANT	IL-R40-100SB	50 LB BAG	\$ 25.45	5.0%	\$ 1.273	\$ 24.178	+ shipping - see freight notes	49
50	Dog Park Surfaces	15	10	BLENDS OF PREMIUM COLORS—Extra Fine 40/100 (120 bag minimum, if not in stock)	REGIONAL PLANT	IL-R40-100PB	50 LB BAG	\$ 28.70	5.0%	\$ 1.435	\$ 27.265	+ shipping - see freight notes	50
51	Dog Park Surfaces	15	10	UV RESISTANT COLOR—STANDARD COLORS—Extra Fine 40/100 mesh (8 bag minimum—1 Color)	REGIONAL PLANT	IL-R40-100SUV	50 LB BAG	\$ 24.45	5.0%	\$ 1.223	\$ 23.228	+ shipping - see freight notes	51
52	Dog Park Surfaces	15	10	UV RESISTANT COLOR—PREMIUM COLORS—Extra Fine 40/100 mesh (120 bag minimum, if not in stock—1 Color)	REGIONAL PLANT	IL-R40-100PUV	50 LB BAG	\$ 27.70	5.0%	\$ 1.385	\$ 26.315	+ shipping - see freight notes	52
53	Dog Park Surfaces	15	10	UV RESISTANT COLOR—BLENDS OF STANDARD COLORS—Extra Fine 40/100 mesh (8 bag minimum)	REGIONAL PLANT	IL-R40-100SUVB	50 LB BAG	\$ 27.95	5.0%	\$ 1.398	\$ 26.553	+ shipping - see freight notes	53

Bidding Company Name:				Partac Peat Corporation	Catalog Name:		15 - Dog Park Surfaces & Equipment						
No.	Product Category	Beam Clay Catalog Section #	Page#	Product Description	Manufacturer	Vendor SKU	Unit of Measure	Catalog List Price	Bid Discount Percentage	Discount Amt.	Net Effective Bid Price	Comments	No.
54	Dog Park Surfaces	15	10	UV RESISTANT COLOR—BLENDS OF PREMIUM COLORS—Extra Fine 40/100 mesh (120 bag minimum, if not in stock)	REGIONAL PLANT	IL-R40-100PUVB	50 LB BAG	\$ 31.20	5.0%	\$ 1.560	\$ 29.640	+ shipping - see freight notes	54
55	Dog Park Surfaces	15	10	Fine 30/50 mesh									55
56	Dog Park Surfaces	15	10	STANDARD COLORS—Fine 30/50 mesh (.3-.6mm), predominately 40 mesh (.42mm) 1 Color COLORS: Green, Red, BCM Blue, 787 Blue, Navy, Yellow, OSHA Yellow, Teak, Teal, Blue/Grey, Black, Grey, White, Light Beige, Buff, Tan, Camel, Chocolate, Walnut, Smoke, Peach, F.O.B. IL 50 LB.	REGIONAL PLANT	IL-R30-50S	50 LB BAG	\$ 21.95	5.0%	\$ 1.098	\$ 20.853	+ shipping - see freight notes	56
57	Dog Park Surfaces	15	10	PREMIUM COLORS—Fine 30/50 mesh (.3-.6mm), predominately 40 mesh (.42mm) 1 Color COLORS: Burgundy, Fiesta Red, Grape, Hunter Green, Light Rose, Orange, Plum	REGIONAL PLANT	IL-R30-50P	50 LB BAG	\$ 25.20	5.0%	\$ 1.260	\$ 23.940	+ shipping - see freight notes	57
58	Dog Park Surfaces	15	10	BLENDS OF STANDARD COLORS—Fine 30/50 mesh (8 bag minimum)	REGIONAL PLANT	IL-R30-50SB	50 LB BAG	\$ 25.45	5.0%	\$ 1.273	\$ 24.178	+ shipping - see freight notes	58
59	Dog Park Surfaces	15	10	BLENDS OF PREMIUM COLORS—Fine 30/50 mesh (120 bag minimum, if not in stock)	REGIONAL PLANT	IL-R30-50PB	50 LB BAG	\$ 28.70	5.0%	\$ 1.435	\$ 27.265	+ shipping - see freight notes	59
60	Dog Park Surfaces	15	10	UV RESISTANT COLOR—STANDARD COLORS—Fine 30/50 mesh (8 bag minimum—1 Color)	REGIONAL PLANT	IL-R30-50SUV	50 LB BAG	\$ 24.45	5.0%	\$ 1.223	\$ 23.228	+ shipping - see freight notes	60
61	Dog Park Surfaces	15	10	UV RESISTANT COLOR—PREMIUM COLORS—Fine 30/50 mesh (120 bag minimum, if not in stock— 1 Color)	REGIONAL PLANT	IL-R30-50PUV	50 LB BAG	\$ 27.70	5.0%	\$ 1.385	\$ 26.315	+ shipping - see freight notes	61
62	Dog Park Surfaces	15	10	UV RESISTANT COLOR—BLENDS OF STANDARD COLORS—Fine 30/50 mesh (8 bag minimum)	REGIONAL PLANT	IL-R30-50SUVB	50 LB BAG	\$ 27.95	5.0%	\$ 1.398	\$ 26.553	+ shipping - see freight notes	62
63	Dog Park Surfaces	15	10	UV RESISTANT COLOR—BLENDS OF PREMIUM COLORS—Fine 30/50 mesh (120 bag minimum, if not in stock)	REGIONAL PLANT	IL-R30-50PUVB	50 LB BAG	\$ 31.20	5.0%	\$ 1.560	\$ 29.640	+ shipping - see freight notes	63
64	Dog Park Surfaces	15	10	Medium 20/40 mesh									64
65	Dog Park Surfaces	15	10	STANDARD COLORS—Medium 20/40 mesh (.42-.84mm), predominately 30 mesh (.59mm) 1 Color COLORS: Green, Red, BCM Blue, 787 Blue, Navy, Yellow, OSHA Yellow, Teak, Teal, Blue/Grey, Black, Grey, White, Light Beige, Buff, Tan, Camel, Chocolate, Walnut, Smoke, Peach, F.O.B. IL 50 LB.	REGIONAL PLANT	IL-SA20-40-S	50 LB BAG	\$ 24.95	5.0%	\$ 1.248	\$ 23.703	+ shipping - see freight notes	65
66	Dog Park Surfaces	15	10	PREMIUM COLORS—Medium 20/40 mesh (.42-.84mm), predominately 30 mesh (.59mm) 1 Color COLORS: Burgundy, Fiesta Red, Grape, Hunter Green, Light Rose, Orange, Plum	REGIONAL PLANT	IL-SA20-40-P	50 LB BAG	\$ 28.20	5.0%	\$ 1.410	\$ 26.790	+ shipping - see freight notes	66
67	Dog Park Surfaces	15	10	BLENDS OF STANDARD COLORS—Medium 20/40 mesh (.42-.84mm), predominately 30 mesh (.59mm) (8 bag minimum)	REGIONAL PLANT	IL-SA20-40SB	50 LB BAG	\$ 28.45	5.0%	\$ 1.423	\$ 27.028	+ shipping - see freight notes	67
68	Dog Park Surfaces	15	10	BLENDS OF PREMIUM COLORS—Medium 20/40 mesh (.42-.84mm), predominately 30 mesh (.59mm) (120 bag minimum, if not in stock)	REGIONAL PLANT	IL-SA20-40PB	50 LB BAG	\$ 31.70	5.0%	\$ 1.585	\$ 30.115	+ shipping - see freight notes	68
69	Dog Park Surfaces	15	10	UV RESISTANT COLOR—STANDARD COLORS—Medium 20/40 mesh (.42-.84mm), predominately 30 mesh (.59mm) (8 bag minimum— 1 Color)	REGIONAL PLANT	IL-SA20-40SUV	50 LB BAG	\$ 27.45	5.0%	\$ 1.373	\$ 26.078	+ shipping - see freight notes	69
70	Dog Park Surfaces	15	10	UV RESISTANT COLOR—PREMIUM COLORS—Medium 20/40 mesh (.42-.84mm), predominately 30 mesh (.59mm) (120 bag minimum, if not in stock— 1 Color)	REGIONAL PLANT	IL-SA20-40PUV	50 LB BAG	\$ 30.70	5.0%	\$ 1.535	\$ 29.165	+ shipping - see freight notes	70
71	Dog Park Surfaces	15	10	UV RESISTANT COLOR—BLENDS OF STANDARD COLORS—Medium 20/40 mesh (.42-.84mm), predominately 30 mesh (.59mm) (8 bag minimum)	REGIONAL PLANT	IL-SA20-40SUVB	50 LB BAG	\$ 30.95	5.0%	\$ 1.548	\$ 29.403	+ shipping - see freight notes	71
72	Dog Park Surfaces	15	10	UV RESISTANT COLOR—BLENDS OF PREMIUM COLORS—Medium 20/40 mesh (.42-.84mm), predominately 30 mesh (.59mm) (120 bag minimum, if not in stock)	REGIONAL PLANT	IL-SA20-40PUVB	50 LB BAG	\$ 34.20	5.0%	\$ 1.710	\$ 32.490	+ shipping - see freight notes	72
73	Dog Park Surfaces	15	10	Coarse 9/60 mesh									73
74	Dog Park Surfaces	15	10	Coarse 9/60 mesh (.25-2mm), predominately 16-30 mesh (.59-1.2mm) Dark Green or Red	REGIONAL PLANT	GAF9-60-C	50 LB BAG	\$ 13.75	5.0%	\$ 0.688	\$ 13.063	+ shipping - see freight notes	74
75	Dog Park Surfaces	15	10	Medium Plus 16/40 mesh									75
76	Dog Park Surfaces	15	10	STANDARD COLORS—Medium Plus 16/40 mesh (.42-1.2mm), predominately 20 mesh (.84mm) 1 Color COLORS: Green, Red, BCM Blue, 787 Blue, Navy, Yellow, OSHA Yellow, Teak, Teal, Blue/Grey, Black, Grey, White, Light Beige, Buff, Tan, Camel, Chocolate, Walnut, Smoke, Peach, F.O.B. IL 50 LB.	REGIONAL PLANT	IL-SA16-40S	50 LB BAG	\$ 27.95	5.0%	\$ 1.398	\$ 26.553	+ shipping - see freight notes	76
77	Dog Park Surfaces	15	10	PREMIUM COLORS—Medium Plus 16/40 mesh (.42-1.2mm), predominately 20 mesh (.84mm) 1 Color COLORS: Burgundy, Fiesta Red, Grape, Hunter Green, Light Rose, Orange, Plum	REGIONAL PLANT	IL-SA16-40P	50 LB BAG	\$ 31.20	5.0%	\$ 1.560	\$ 29.640	+ shipping - see freight notes	77
78	Dog Park Surfaces	15	10	BLENDS OF STANDARD COLORS—Medium Plus 16/40 mesh (.42-1.2mm), predominately 20 mesh (.84mm) (8 bag minimum)	REGIONAL PLANT	IL-SA16-40SB	50 LB BAG	\$ 31.45	5.0%	\$ 1.573	\$ 29.878	+ shipping - see freight notes	78
79	Dog Park Surfaces	15	10	BLENDS OF PREMIUM COLORS—Medium Plus 16/40 mesh (.42-1.2mm), predominately 20 mesh (.84mm) (120 bag minimum, if not in stock)	REGIONAL PLANT	IL-SA16-40PB	50 LB BAG	\$ 34.70	5.0%	\$ 1.735	\$ 32.965	+ shipping - see freight notes	79
80	Dog Park Surfaces	15	10	UV RESISTANT COLOR—STANDARD COLORS—Medium Plus 16/40 mesh (.42-1.2mm), predominately 20 mesh (.84mm) (8 bag minimum— 1 Color)	REGIONAL PLANT	IL-SA16-40SUV	50 LB BAG	\$ 30.45	5.0%	\$ 1.523	\$ 28.928	+ shipping - see freight notes	80

Bidding Company Name:				Partac Peat Corporation	Catalog Name:		15 - Dog Park Surfaces & Equipment						
No.	Product Category	Beam Clay Catalog Section #	Page#	Product Description	Manufacturer	Vendor SKU	Unit of Measure	Catalog List Price	Bid Discount Percentage	Discount Amt.	Net Effective Bid Price	Comments	No.
81	Dog Park Surfaces	15	10	UV RESISTANT COLOR—PREMIUM COLORS—Medium Plus 16/40 mesh (.42-1.2mm), predominately 20 mesh (.84mm) (120 bag minimum, if not in stock— 1 Color)	REGIONAL PLANT	IL-SA16-40PUV	50 LB BAG	\$ 33.70	5.0%	\$ 1.685	\$ 32.015	+ shipping - see freight notes	81
82	Dog Park Surfaces	15	10	UV RESISTANT COLOR—BLENDS OF STANDARD COLORS—Medium Plus 16/40 mesh (.42-1.2mm), predominately 20 mesh (.84mm) (8 bag minimum)	REGIONAL PLANT	IL-SA16-40SUVB	50 LB BAG	\$ 33.95	5.0%	\$ 1.698	\$ 32.253	+ shipping - see freight notes	82
83	Dog Park Surfaces	15	10	UV RESISTANT COLOR—BLENDS OF PREMIUM COLORS—Medium Plus 16/40 mesh (.42-1.2mm), predominately 20 mesh (.84mm) (120 bag minimum, if not in stock)	REGIONAL PLANT	IL-SA16-40PUVB	50 LB BAG	\$ 37.20	5.0%	\$ 1.860	\$ 35.340	+ shipping - see freight notes	83
84	Dog Park Surfaces	15	10	Extra-Large 3-4mm									84
85	Dog Park Surfaces	15	10	STANDARD COLORS—Extra-Large (3-4mm) 1 Color COLORS: Green, Red, BCM Blue, 787 Blue, Navy, Yellow, OSHA Yellow, Teak, Teal, Blue/Grey, Black, Grey, White, Light Beige, Buff, Tan, Camel, Chocolate, Walnut, Smoke, Peach, F.O.B. IL 50 LB.	REGIONAL PLANT	IL-3-4S	50 LB BAG	\$ 35.95	5.0%	\$ 1.798	\$ 34.153	+ shipping - see freight notes	85
86	Dog Park Surfaces	15	10	PREMIUM COLORS—Extra-Large (3-4mm) 1 Color COLORS: Burgundy, Fiesta Red, Grape, Hunter Green, Light Rose, Orange, Plum	REGIONAL PLANT	IL-3-4P	50 LB BAG	\$ 39.20	5.0%	\$ 1.960	\$ 37.240	+ shipping - see freight notes	86
87	Dog Park Surfaces	15	10	BLENDS OF STANDARD COLORS—Extra-Large (3-4mm) (8 bag minimum)	REGIONAL PLANT	IL-3-4SB	50 LB BAG	\$ 39.45	5.0%	\$ 1.973	\$ 37.478	+ shipping - see freight notes	87
88	Dog Park Surfaces	15	10	BLENDS OF PREMIUM COLORS—Extra-Large (3-4mm) (120 bag minimum, if not in stock)	REGIONAL PLANT	IL-3-4PB	50 LB BAG	\$ 42.70	5.0%	\$ 2.135	\$ 40.565	+ shipping - see freight notes	88
89	Dog Park Surfaces	15	10	UV RESISTANT COLOR—STANDARD COLORS—Extra-Large (3-4mm) (8 bag minimum—1 Color)	REGIONAL PLANT	IL-3-4SUV	50 LB BAG	\$ 38.45	5.0%	\$ 1.923	\$ 36.528	+ shipping - see freight notes	89
90	Dog Park Surfaces	15	10	UV RESISTANT COLOR—PREMIUM COLORS—Extra-Large (3-4mm) (120 bag minimum, if not in stock— 1 Color)	REGIONAL PLANT	IL-3-4PUV	50 LB BAG	\$ 41.70	5.0%	\$ 2.085	\$ 39.615	+ shipping - see freight notes	90
91	Dog Park Surfaces	15	10	UV RESISTANT COLOR—BLENDS OF STANDARD COLORS—Extra-Large (3-4mm) (8 bag minimum)	REGIONAL PLANT	IL-3-4SUVB	50 LB BAG	\$ 41.95	5.0%	\$ 2.098	\$ 39.853	+ shipping - see freight notes	91
92	Dog Park Surfaces	15	10	UV RESISTANT COLOR—BLENDS OF PREMIUM COLORS—Extra-Large (3-4mm) (120 bag minimum, if not in stock)	REGIONAL PLANT	IL-3-4PUVB	50 LB BAG	\$ 45.20	5.0%	\$ 2.260	\$ 42.940	+ shipping - see freight notes	92
93	Dog Park Surfaces	15	7	PARTAC® COLORED SANDS- Blending Colors Add the per bag price of each color plus a blending fee per bag -- minimum order may apply	Partac Peat Corporation	CS-CUSTOM-BLD-CHR	EACH	\$ 3.50	5.0%	\$ 0.175	\$ 3.325	+ shipping - see freight notes	93
94	Dog Park Surfaces	15	7	PARTAC® COLORED SANDS- UV resistant color - this is an additional flat price per bag minimum order may apply	Partac Peat Corporation	SAND-UV	EACH	\$ 2.50	5.0%	\$ 0.125	\$ 2.375	+ shipping - see freight notes	94
95	Dog Park Surfaces	15	10	PALLET & COVER CHARGES FROM IL PLANT - IL-PALLET	REGIONAL PLANT	IL-PALLET	EACH	\$ 8.00	5.0%	\$ 0.400	\$ 7.600	+ shipping - see freight notes	95
96	Dog Park Surfaces	15	7	SYNTHETIC TURF INFILL - WHITE SUB-ANGULAR SAND - 40-100 Sieve, Dry - 3000 LB. BULK BAG, F.O.B. NJ - R-PLANT - USS-STI-40-100-3000#	REGIONAL PLANT	USS-STI-40-100-3000#	3000 LB BAG	\$ 335.00	5.0%	\$ 16.750	\$ 318.250	+ shipping - see freight notes	96
97	Dog Park Surfaces	15	7	SYNTHETIC TURF INFILL - WHITE SUB-ANGULAR SAND - 3--50 Sieve, Dry - 3000 LB. BULK BAG, F.O.B. NJ - R-PLANT - USS-STI-30-50-3000#	REGIONAL PLANT	USS-STI-30-50-3000#	3000 LB BAG	\$ 300.00	5.0%				97
98	Dog Park Surfaces	15	7	SYNTHETIC TURF INFILL - WHITE SUB-ANGULAR SAND - 20-40 Sieve, Dry - 3000 LB. BULK BAG, F.O.B. NJ - R-PLANT - USS-STI-20-40-3000#	REGIONAL PLANT	USS-STI-20-40-3000#	3000 LB BAG	\$ 310.00	5.0%	\$ 15.500	\$ 294.500	+ shipping - see freight notes	98
99	Dog Park Surfaces	15	7	SYNTHETIC TURF INFILL - WHITE SUB-ANGULAR SAND - 16-30 Sieve, Dry - 3000 LB. BULK BAG, F.O.B. NJ - R-PLANT - USS-STI-16-30-3000#	REGIONAL PLANT	USS-STI-16-30-3000#	3000 LB BAG	\$ 100.00	5.0%	\$ 5.000	\$ 95.000	+ shipping - see freight notes	99
100	Dog Park Surfaces	15	7	SYNTHETIC TURF INFILL - WHITE SUB-ANGULAR SAND - 18-60 Sieve, Dry - 3000 LB. BULK BAG, F.O.B. NJ - R-PLANT - WSTI-18-60-3000#	REGIONAL PLANT	WSTI-18-60-3000#	3000 LB BAG	\$ 198.00	5.0%	\$ 9.900	\$ 188.100		100
101	Dog Park Surfaces	15	7	SYNTHETIC TURF INFILL - WHITE SUB-ANGULAR SAND - 18-100 Sieve, Dry - 3000 LB. BULK BAG, F.O.B. NJ - R-PLANT - USS-STI-18-100-3000#	REGIONAL PLANT	WSTI-18-100-3000#	3000 LB BAG	\$ 175.00	5.0%	\$ 8.750	\$ 166.250	+ shipping - see freight notes	101
102	Dog Park Surfaces	15	7	SYNTHETIC TURF INFILL - WHITE SUB-ANGULAR SAND - 35-70 Sieve, Dry - 3000 LB. BULK BAG, F.O.B. NJ - R-PLANT - W-STI-35-70-3000#	REGIONAL PLANT	W-STI-35-70-3000#	3000 LB BAG	\$ 190.00	5.0%	\$ 9.500	\$ 180.500	+ shipping - see freight notes	102
103	Dog Park Surfaces	15	7	SYNTHETIC TURF INFILL - WHITE SUB-ANGULAR SAND - 35-100 Sieve, Dry - 3000 LB. BULK BAG, F.O.B. NJ - R-PLANT - W-STI-35-100-3000#	REGIONAL PLANT	W-STI-35-100-3000#	3000 LB BAG	\$ 170.00	5.0%	\$ 8.500	\$ 161.500	+ shipping - see freight notes	103
104	Dog Park Surfaces	15	7	FROM R-PLANT: 30 (100 LB.) BAGS/PALLET, 60 (50 LB.) BAGS/PALLET, 1 (3,000 LB.) BAG/PALLET - PALLET & COVER CHARGE - RP-PALLET	REGIONAL PLANT	RP-PALLET	EACH	\$ 10.50	5.0%	\$ 0.525	\$ 9.975	+ shipping - see freight notes	104
105	Dog Park Surfaces	15	7	SYNTHETIC TURF INFILL - WHITE SUB-ANGULAR SAND - 40-100 Sieve, Dry - BULK, F.O.B. NJ - R-PLANT - USS-STI-40-100-BULK	REGIONAL PLANT	USS-STI-40-100-BULK	TON	\$ 88.00	5.0%	\$ 4.400	\$ 83.600	+ shipping - see freight notes	105
106	Dog Park Surfaces	15	7	SYNTHETIC TURF INFILL - WHITE SUB-ANGULAR SAND - 30-50 Sieve, Dry - BULK, F.O.B. NJ - R-PLANT - USS-STI-30-50-BULK	REGIONAL PLANT	USS-STI-30-50-BULK	TON	\$ 88.00	5.0%	\$ 4.400	\$ 83.600	+ shipping - see freight notes	106
107	Dog Park Surfaces	15	7	SYNTHETIC TURF INFILL - WHITE SUB-ANGULAR SAND - 20-40 Sieve, Dry - BULK, F.O.B. NJ - R-PLANT - USS-STI-20-40-BULK	REGIONAL PLANT	USS-STI-20-40-BULLK	TON	\$ 90.00	5.0%	\$ 4.500	\$ 85.500	+ shipping - see freight notes	107

Bidding Company Name:				Partac Peat Corporation	Catalog Name:		15 - Dog Park Surfaces & Equipment						
No.	Product Category	Beam Clay Catalog Section #	Page#	Product Description	Manufacturer	Vendor SKU	Unit of Measure	Catalog List Price	Bid Discount Percentage	Discount Amt.	Net Effective Bid Price	Comments	No.
108	Dog Park Surfaces	15	7	SYNTHETIC TURF INFILL - WHITE SUB-ANGULAR SAND - 16-30 Sieve, Dry - BULK, F.O.B. NJ - R-PLANT - USS-STI-16-30-BULK	REGIONAL PLANT	USS-STI-16-30-BULK	TON	\$ 100.00	5.0%	\$ 5.000	\$ 95.000	+ shipping - see freight notes	108
109	Dog Park Surfaces	15	7	SYNTHETIC TURF INFILL - WHITE SUB-ANGULAR SAND - 30-50 Sieve, Dry - BULK, F.O.B. NJ - R-PLANT - WSTI-18-60-BULK	REGIONAL PLANT	WSTI-18-60-BULK	TON	\$ 70.00	5.0%	\$ 3.500	\$ 66.500	+ shipping - see freight notes	109
110	Dog Park Surfaces	15	7	SYNTHETIC TURF INFILL - WHITE SUB-ANGULAR SAND - 30-50 Sieve, Dry - BULK, F.O.B. NJ - R-PLANT - W-STI-18-100-BULK	REGIONAL PLANT	W-STI-18-100-BULK	TON	\$ 65.00	5.0%	\$ 3.250	\$ 61.750	+ shipping - see freight notes	110
111	Dog Park Surfaces	15	7	SYNTHETIC TURF INFILL - WHITE SUB-ANGULAR SAND - 30-50 Sieve, Dry - BULK, F.O.B. NJ - R-PLANT - W-STI-35-70-BULK	REGIONAL PLANT	W-STI-35-70-BULK	TON	\$ 70.00	5.0%	\$ 3.500	\$ 66.500	+ shipping - see freight notes	111
112	Dog Park Surfaces	15	7	SYNTHETIC TURF INFILL - WHITE SUB-ANGULAR SAND - 30-50 Sieve, Dry - BULK, F.O.B. NJ - R-PLANT - W-STI-35-100-BULK	REGIONAL PLANT	W-STI-35-100-BULK	TON	\$ 50.00	5.0%	\$ 2.500	\$ 47.500	+ shipping - see freight notes	112
113	Dog Park Surfaces	15	7	SYNTHETIC TURF INFILL - WHITE SUB-ANGULAR SAND—WASHED—NOT COLORED—Approx. 85% between .25mm and 1mm, 100% passing 2mm - SAND B, NOT HEAT-TREATED, 50 LB. BAGS (UP TO 50/PALLET), F.O.B. NJ - STI-SANDB-BAG	REGIONAL PLANT	STI-SANDB-BAG	50 LB BAG	\$ 5.25	5.0%	\$ 0.263	\$ 4.988	+ shipping - see freight notes	113
114	Dog Park Surfaces	15	7	SYNTHETIC TURF INFILL - WHITE SUB-ANGULAR SAND—WASHED—NOT COLORED—Approx. 85% between .25mm and 1mm, 100% passing 2mm - SAND B, HEAT-TREATED, 50 LB. BAGS (UP TO 50/PALLET), F.O.B. NJ - STI-SANDB-HT-BAG	REGIONAL PLANT	STI-SANDB-HT-BAG	50 LB BAG	\$ 5.50	5.0%	\$ 0.275	\$ 5.225	+ shipping - see freight notes	114
115	Dog Park Surfaces	15	7	PALLET & COVER CHARGE \$6.50, F.O. B. NJ - NJ-PALLET	REGIONAL PLANT	NJ-PALLET	EACH	\$ 6.50	5.0%	\$ 0.325	\$ 6.175	+ shipping - see freight notes	115
116	Dog Park Surfaces	15	7	SYNTHETIC TURF INFILL - WHITE SUB-ANGULAR SAND—WASHED—NOT COLORED—Approx. 85% between .25mm and 1mm, 100% passing 2mm - SAND B, NOT HEAT-TREATED - BULK, F.O.B. NJ - STI-SANDB-BULK	REGIONAL PLANT	STI-SANDB-BULK	TON	\$ 48.00	5.0%	\$ 2.400	\$ 45.600	+ shipping - see freight notes	116
117	Dog Park Surfaces	15	7	SYNTHETIC TURF INFILL - WHITE SUB-ANGULAR SAND—WASHED—NOT COLORED—Approx. 85% between .25mm and 1mm, 100% passing 2mm - SAND B, HEAT-TREATED - BULK, F.O.B. NJ - STI-SANDB-HT-BULK	REGIONAL PLANT	STI-SANDB-HT-BULK	TON	\$ 69.00	5.0%	\$ 3.450	\$ 65.550	+ shipping - see freight notes	117
118	Dog Park Surfaces	15	7	SYNTHETIC TURF INFILL - BLACK CRUMB RUBBER - 10-20 Mesh, 50 LB. BAG, F.O.B. GA - STI-BCR-10-20-50	REGIONAL PLANT	STI-BCR-10-20-50	50 LB BAG	\$ 28.00	5.0%	\$ 1.400	\$ 26.600	+ shipping - see freight notes	118
119	Dog Park Surfaces	15	7	SYNTHETIC TURF INFILL - BLACK CRUMB RUBBER - 6-10 Mesh, 40 LB. BAG, F.O.B. NJ - STI-BCR-6-10-40	REGIONAL PLANT	STI-BCR-6-10-40	40 LB BAG	\$ 10.50	5.0%	\$ 0.525	\$ 9.975	+ shipping - see freight notes	119
120	Dog Park Surfaces	15	7	SYNTHETIC TURF INFILL - BLACK CRUMB RUBBER - 10-20 Mesh, 40 LB. BAG, F.O.B. NJ - STI-BCR-10-20-40	REGIONAL PLANT	STI-BCR-10-20-40	40 LB BAG	\$ 11.50	5.0%	\$ 0.575	\$ 10.925	+ shipping - see freight notes	120
121	Dog Park Surfaces	15	7	SYNTHETIC TURF INFILL - BLACK CRUMB RUBBER - 6-10 Mesh, 2000 LB. BAG, F.O.B. NJ - STI-BCR-6-10-BB	REGIONAL PLANT	STI-BCR-6-10-BB	2000 LB BAG	\$ 525.00	5.0%	\$ 26.250	\$ 498.750	+ shipping - see freight notes	121
122	Dog Park Surfaces	15	7	SYNTHETIC TURF INFILL - BLACK CRUMB RUBBER - 10-20 Mesh, 2000 LB. BAG, F.O.B. NJ - STI-BCR-10-20-BB	REGIONAL PLANT	STI-BCR-10-20-BB	2000 LB BAG	\$ 575.00	5.0%	\$ 28.750	\$ 546.250	+ shipping - see freight notes	122
123	Dog Park Surfaces	15	7	SYNTHETIC TURF INFILL - CLEAN 3/16" RED LAVA (for red synthetic turf), F.O.B. NJ - 50 LB. BAG (approx. .85 cu.ft.) up to 40 bags/pallet - STI-CLNLAVA-BAG	REGIONAL PLANT	STI-CLNLAVA-BAG	50 LB BAG	\$ 12.50	5.0%	\$ 0.625	\$ 11.875	+ shipping - see freight notes	123
124	Dog Park Surfaces	15	7	SYNTHETIC TURF INFILL - CLEAN 3/16" RED LAVA (for red synthetic turf), F.O.B. NJ - One-Ton Bulk Bags - STI-CLNLAVA-BB	REGIONAL PLANT	STI-CLNLAVA-BB	2000 LB BAG	\$ 455.00	5.0%	\$ 22.750	\$ 432.250	+ shipping - see freight notes	124
125	Dog Park Surfaces	15	8	STANDARD COLORS—Extra Fine 40/100 mesh (.15-.42mm), predominately 70 mesh (.21mm) 1 Color COLORS: Green, Red, BCM Blue, 787 Blue, Navy, Yellow, OSHA Yellow, Teak, Teal, Blue/Grey, Black, Grey, White, Light Beige, Buff, Tan, Camel, Chocolate, Walnut, Smoke, Peach, F.O.B. IL 50 LB.	REGIONAL PLANT	IL-R40-100S	50 LB BAG	\$ 21.95	5.0%	\$ 1.098	\$ 20.853	+ shipping - see freight notes	125
126	Dog Park Surfaces	15	8	STANDARD COLORS—Fine 30/50 mesh (.3-.6mm), predominately 40 mesh (.42mm) 1 Color COLORS: Green, Red, BCM Blue, 787 Blue, Navy, Yellow, OSHA Yellow, Teak, Teal, Blue/Grey, Black, Grey, White, Light Beige, Buff, Tan, Camel, Chocolate, Walnut, Smoke, Peach, F.O.B. IL 50 LB.	REGIONAL PLANT	IL-R30-50S	50 LB BAG	\$ 21.95	5.0%	\$ 1.098	\$ 20.853	+ shipping - see freight notes	126
127	Dog Park Surfaces	15	8	STANDARD COLORS—Medium 20/40 mesh (.42-.84mm), predominately 30 mesh (.59mm) 1 Color COLORS: Green, Red, BCM Blue, 787 Blue, Navy, Yellow, OSHA Yellow, Teak, Teal, Blue/Grey, Black, Grey, White, Light Beige, Buff, Tan, Camel, Chocolate, Walnut, Smoke, Peach, F.O.B. IL 50 LB.	REGIONAL PLANT	IL-SA20-40-S	50 LB BAG	\$ 24.95	5.0%	\$ 1.248	\$ 23.703	+ shipping - see freight notes	127
128	Dog Park Surfaces	15	8	Coarse 9/60 mesh (.25-2mm), predominately 16-30 mesh (.59-1.2mm) Dark Green or Red	REGIONAL PLANT	GS-HG-C-NJ-BG & GS-R-C-NJ-BG	50 LB BAG	\$ 13.75	5.0%	\$ 0.688	\$ 13.063	+ shipping - see freight notes	128
129	Dog Park Surfaces	15	8	STANDARD COLORS—Medium Plus 16/40 mesh (.42-1.2mm), predominately 20 mesh (.84mm) 1 Color COLORS: Green, Red, BCM Blue, 787 Blue, Navy, Yellow, OSHA Yellow, Teak, Teal, Blue/Grey, Black, Grey, White, Light Beige, Buff, Tan, Camel, Chocolate, Walnut, Smoke, Peach, F.O.B. IL 50 LB.	REGIONAL PLANT	IL-SA16-40S	50 LB BAG	\$ 27.95	5.0%	\$ 1.398	\$ 26.553	+ shipping - see freight notes	129
130	Dog Park Surfaces	15	8	STANDARD COLORS—Extra-Large (3-4mm) 1 Color COLORS: Green, Red, BCM Blue, 787 Blue, Navy, Yellow, OSHA Yellow, Teak, Teal, Blue/Grey, Black, Grey, White, Light Beige, Buff, Tan, Camel, Chocolate, Walnut, Smoke, Peach, F.O.B. IL 50 LB.	REGIONAL PLANT	IL-3-4S	50 LB BAG	\$ 35.95	5.0%	\$ 1.798	\$ 34.153	+ shipping - see freight notes	130
131	Dog Park Surfaces	15	11	SYNTHETIC TURF CLEANERS, ProVet Turf Care for cleaning turf outdoors, F.O.B. GA - four 1 gallon containers/case - PVTC-4	Sporturf	STC-PVTC4	EACH	\$ 120.00	5.0%	\$ 6.000	\$ 114.000	+ shipping - see freight notes	131
132	Dog Park Surfaces	15	11	SYNTHETIC TURF CLEANERS, ProVet Turf Care for cleaning turf outdoors, F.O.B. GA - Kit - two 1/2 gallon containers with one pump sprayer - PVTC-KIT	Sporturf	STC-PVTCK	Kit	\$ 150.00	5.0%	\$ 7.500	\$ 142.500	+ shipping - see freight notes	132
133	Dog Park Surfaces	15	11	SYNTHETIC TURF CLEANERS, ProGenics for cleaning indoor turf (four 1 gallon containers/case) - STC- PVTICIN	Sporturf	STC- PVTICIN	EACH	\$ 135.00	5.0%	\$ 6.750	\$ 128.250	+ shipping - see freight notes	133
134	Dog Park Surfaces	15	11	SYNTHETIC TURF CLEANERS, ProGenics for cleaning indoor turf (1-5 gallon container) - STC- PVTICIN5G	Sporturf	STC- PVTICIN5G	EACH	\$ 160.00	5.0%	\$ 8.000	\$ 152.000	+ shipping - see freight notes	134

Bidding Company Name:					Partac Peat Corporation	Catalog Name:		15 - Dog Park Surfaces & Equipment					No.
No.	Product Category	Beam Clay Catalog Section #	Page#	Product Description	Manufacturer	Vendor SKU	Unit of Measure	Catalog List Price	Bid Discount Percentage	Discount Amt.	Net Effective Bid Price	Comments	No.
135	Dog Park Surfaces	15	11	Velcro Option F.O.B. GA - Velcro going the full length of rows on both sides---foam backed turf only @ an additional cost to the turf cost - ST-VSO	Sporturf	ST-VSO	SF	\$ 0.75	5.0%	\$ 0.038	\$ 0.713	+ shipping - see freight notes	135
136	Dog Park Surfaces	15	11	Foam Pads for Playgrounds, perforated, F.O.B. GA - 1" thick, 4' x 5' - ST-FP145	Sporturf	ST-FP145	EACH	\$ 48.00	5.0%	\$ 2.400	\$ 45.600	+ shipping - see freight notes	136
137	Dog Park Surfaces	15	11	Foam Pads for Playgrounds, perforated, F.O.B. GA - 2" thick, 4' x 5' - ST-FP245	Sporturf	ST-FP245	EACH	\$ 55.00	5.0%	\$ 2.750	\$ 52.250	+ shipping - see freight notes	137
138	Dog Park Surfaces	15	11	SYNTHETIC TURF TAPE, F.O.B. GA - Tape for seams, 12" wide - by the Linear Foot - ST-TAPELF	REGIONAL PLANT	ST-TAPELF	LF	\$ 1.00	5.0%	\$ 0.050	\$ 0.950	+ shipping - see freight notes	138
139	Dog Park Surfaces	15	11	SYNTHETIC TURF TAPE, F.O.B. GA - Tape for seams, 12" wide - 200' Roll - ST-TAPEROLL	REGIONAL PLANT	ST-TAPEROLL	ROLL	\$ 145.00	5.0%	\$ 7.250	\$ 137.750	+ shipping - see freight notes	139
140	Dog Park Surfaces	15	11	SYNTHETIC TURF GLUE F.O.B. GA - Turf Claw Adhesive, 5 Gallon Bucket for polyurethane backed turf - STG-TCA5PBT	Sporturf	STG-TCA5PBT	EACH	\$ 395.00	5.0%	\$ 19.750	\$ 375.250	+ shipping - see freight notes	140
141	Dog Park Surfaces	15	11	SYNTHETIC TURF GLUE F.O.B. GA - Turf Claw Adhesive, 28 oz. Tube for polyurethane backed turf - STG-TCA5PBT	Sporturf	STG-TCA5PBT	EACH	\$ 49.00	5.0%	\$ 2.450	\$ 46.550	+ shipping - see freight notes	141
142	Dog Park Surfaces	15	11	SYNTHETIC TURF GLUE F.O.B. GA - Turf Claw Adhesive, 5 Gallon Bucket for foam backed turf - STG-TCA4FBT	Sporturf	STG-TCA4FBT	EACH	\$ 150.00	5.0%	\$ 7.500	\$ 142.500	+ shipping - see freight notes	142
143	Dog Park Surfaces	15	13	Me and My Pal Bench	Barks & Rec	#BAR700080-FIELD #BAR700080-SKY	EACH	\$ 2,150.00	5.0%	\$ 107.500	\$ 2,042.500	+ shipping - see freight notes	143
144	Dog Park Surfaces	15	13	Canine Condo	Barks & Rec	#BAR700100-FIELD #BAR700100-SKY	EACH	\$ 3,500.00	5.0%	\$ 175.000	\$ 3,325.000	+ shipping - see freight notes	144
145	Dog Park Surfaces	15	14	Stepping Cluster	Barks & Rec	#BAR700120-FIELD, #BAR700120-SKY	EACH	\$ 1,080.00	5.0%	\$ 54.000	\$ 1,026.000	+ shipping - see freight notes	145
146	Dog Park Surfaces	15	14	Tunnel Run	Barks & Rec	#BAR-700050-FIELD, BAR-700050-SKY	EACH	\$ 1,050.00	5.0%	\$ 52.500	\$ 997.500	+ shipping - see freight notes	146
147	Dog Park Surfaces	15	14	Sky Crossing	Barks & Rec	#BARF700020-FIELD, #BARF700020-SKY	EACH	\$ 2,920.00	5.0%	\$ 146.000	\$ 2,774.000	+ shipping - see freight notes	147
148	Dog Park Surfaces	15	14	Starter Platform	Barks & Rec	#BAR700040-FIELD, #BAR700040-Sky	EACH	\$ 750.00	5.0%	\$ 37.500	\$ 712.500	+ shipping - see freight notes	148
149	Dog Park Surfaces	15	14	Teeter Totter	Barks & Rec	#BAR700130-FIELD, #BAR700130-SKY	EACH	\$ 1,075.00	5.0%	\$ 53.750	\$ 1,021.250	+ shipping - see freight notes	149
150	Dog Park Surfaces	15	14	Adventure Peak	Barks & Rec	#BAR700010-FIELD, #BAR700010-SKY	EACH	\$ 2,540.00	5.0%	\$ 127.000	\$ 2,413.000	+ shipping - see freight notes	150
151	Dog Park Surfaces	15	15	Tug-Around	Barks & Rec	#BAR700140-FIELD, #BAR700140-SKY	EACH	\$ 1,075.00	5.0%	\$ 53.750	\$ 1,021.250	+ shipping - see freight notes	151
152	Dog Park Surfaces	15	15	Ramp and Steps	Barks & Rec	#BAR700090-FIELD, #BAR700090-SKY	EACH	\$ 2,190.00	5.0%	\$ 109.500	\$ 2,080.500	+ shipping - see freight notes	152
153	Dog Park Surfaces	15	15	Rules Sign	Barks & Rec	#BAR700110-FIELD, #BAR700110-SKY	EACH	\$ 500.00	5.0%	\$ 25.000	\$ 475.000	+ shipping - see freight notes	153
154	Dog Park Surfaces	15	15	Stepping Riser	Barks & Rec	#BAR700160-FIELD, #BAR700160-SKY	EACH	\$ 775.00	5.0%	\$ 38.750	\$ 736.250	+ shipping - see freight notes	154
155	Dog Park Surfaces	15	16	Leash Post	Barks & Rec	#BAR700070-FIELD, #BAR700070-SKY	EACH	\$ 390.00	5.0%	\$ 19.500	\$ 370.500	+ shipping - see freight notes	155
156	Dog Park Surfaces	15	16	6 foot Bench	Barks & Rec	#BARBENCH6-FIELD, #BARBENCH6-SKY	EACH	\$ 935.00	5.0%	\$ 46.750	\$ 888.250	+ shipping - see freight notes	156
157	Dog Park Surfaces	15	16	Adjustable Jump	Barks & Rec	#BAR70030-FIELD, #BAR70030-SKY	EACH	\$ 930.00	5.0%	\$ 46.500	\$ 883.500	+ shipping - see freight notes	157
158	Dog Park Surfaces	15	16	Pet Waste Station	Barks & Rec	#BAR700150-GRN, #BAR700150-BLU	EACH	\$ 265.00	5.0%	\$ 13.250	\$ 251.750	+ shipping - see freight notes	158
159	Dog Park Surfaces	15	16	Bags	Barks & Rec	#DD0010-000105	EACH	\$ 65.00	5.0%	\$ 3.250	\$ 61.750	+ shipping - see freight notes	159
160	Dog Park Surfaces	15	16	Hoop Jump	Barks & Rec	#BAR700060-FIELD, #BAR700060-SKY	EACH	\$ 635.00	5.0%	\$ 31.750	\$ 603.250	+ shipping - see freight notes	160
161	Dog Park Surfaces	15	16	Bone Bin Trash Can	Barks & Rec	#BARTRREC32-FIELD, #BARTRREC32-SKY	EACH	\$ 920.00	5.0%	\$ 46.000	\$ 874.000	+ shipping - see freight notes	161

Bidding Company Name:				Partac Peat Corporation		Catalog Name:		15 - Dog Park Surfaces & Equipment					No.
No.	Product Category	Beam Clay Catalog Section #	Page#	Product Description	Manufacturer	Vendor SKU	Unit of Measure	Catalog List Price	Bid Discount Percentage	Discount Amt.	Net Effective Bid Price	Comments	No.
162	Dog Park Surfaces	15	17	The Bone Yard Dog Park Kit (7 Pieces)	Barks & Rec	#BAR-BY-KIT-FIELD, #BAR-BY-KIT-SKY	KIT	\$ 11,070.00	5.0%	\$ 553.500	\$ 10,516.500	+ shipping - see freight notes	162
163	Dog Park Surfaces	15	17	The Hound Dog Park Kit (6 Pieces)	Barks & Rec	#BAR-HD-KIT-FIELD, #BAR-HD-KIT-SKY	KIT	\$ 6,425.00	5.0%	\$ 321.250	\$ 6,103.750	+ shipping - see freight notes	163
164	Dog Park Surfaces	15	18	Bow Wow Dog Park Kit (6 Pieces)	Barks & Rec	#BAR-BW-KIT-FIELD, #BAR-BW-KIT-SKY	KIT	\$ 7,055.00	5.0%	\$ 352.750	\$ 6,702.250	+ shipping - see freight notes	164
165	Dog Park Surfaces	15	18	Dingo Dog Park Kit (5 Pieces)	Barks & Rec	#BAR-DG-KIT-FIELD, #BAR-DG-KIT-SKY	KIT	\$ 6,000.00	5.0%	\$ 300.000	\$ 5,700.000	+ shipping - see freight notes	165
166	Dog Park Surfaces	15	19	The Pup Dog Park Kit (4 Pieces)	Barks & Rec	#BAR-PUP-KIT-FIELD, #BAR-PUP-KIT-SKY	KIT	\$ 3,325.00	5.0%	\$ 166.250	\$ 3,158.750	+ shipping - see freight notes	166
167	Dog Park Surfaces	15	19	The Starter Dog Park Kit (3 Pieces)	Barks & Rec	#BAR-STR-KIT-FIELD, #BAR-STR-KIT-SKY	KIT	\$ 2,305.00	5.0%	\$ 115.250	\$ 2,189.750	+ shipping - see freight notes	167
168	Dog Park Surfaces	15	19	The Essentials Dog Park Kit (4 Pieces)	Barks & Rec	#BAR-ESS-KIT-FIELD, #BAR-ESS-KIT-SKY	KIT	\$ 2,425.00	5.0%	\$ 121.250	\$ 2,303.750	+ shipping - see freight notes	168